


# AC axial fans

S series, Ø 560



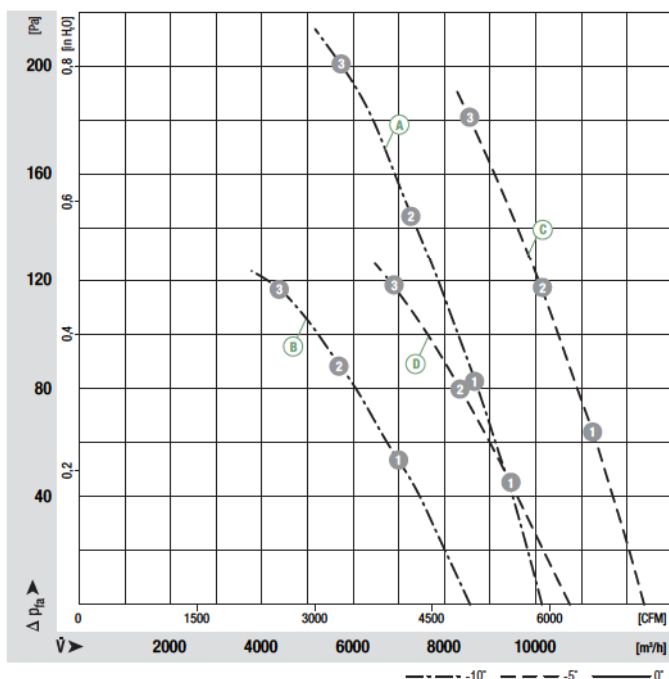
- **Material:** Guard grille: Steel, phosphated and coated in black plastic  
Wall ring: Sheet steel, pre-galvanised and coated in black plastic  
Blades: Sheet aluminium  
Rotor: Encased in aluminium
- **Number of blades:** 5
- **Direction of rotation:** Direction of air flow "V" counter-clockwise, direction of air flow "A" counter-clockwise, seen on rotor
- **Type of protection:** IP 54 (acc. to EN 60529)
- **Insulation class:** "F"
- **Mounting position:** Any
- **Condensate discharge holes:** On rotor and stator side
- **Mode of operation:** Continuous operation (S1)
- **Bearings:** Maintenance-free ball bearings

Nominal data		Blade angle	Curve	Nominal voltage	Frequency	Speed/rpm <sup>(1)</sup>	Max. power input <sup>(1)</sup>	Max. current draw <sup>(1)</sup>	Capacitor	Max. operative range	Perm. amb. temp.	Electr. connection
Type	Motor			VAC	Hz	rpm	kW	A	µF/VDB	Pa	°C	p. 416 f.
*4D 560	M4D 110-GF	-10°	Ⓐ	3~ 400 Δ	50	1305	0.93	1.78	—	195	-40 to +65	F1b)/F2b)
			Ⓑ	3~ 400 Y	50	995	0.60	1.05	—	110	-40 to +65	
*4D 560	M4D 110-IA	-5°	Ⓒ	3~ 400 Δ	50	1355	1.17	2.53	—	170	-40 to +60	F1b)/F2b)
			Ⓓ	3~ 400 Y	50	1080	0.80	1.45	—	113	-40 to +60	
*6D 560	M6D 110-EF	0°	Ⓔ	3~ 400 Δ	50	860	0.50	0.95	—	80	-40 to +55	F1b)/F2b)
*6D 560	M6D 110-EF	-5°	Ⓕ	3~ 400 Δ	50	615	0.30	0.52	—	40	-40 to +55	F1b)/F2b)
			Ⓖ	3~ 400 Δ	50	890	0.43	0.90	—	90	-40 to +70	
			Ⓗ	3~ 400 Y	50	660	0.28	0.48	—	50	-40 to +70	F1b)/F2b)

subject to alterations

(1) Nominal data in operating point ③ with maximum load

## Curves

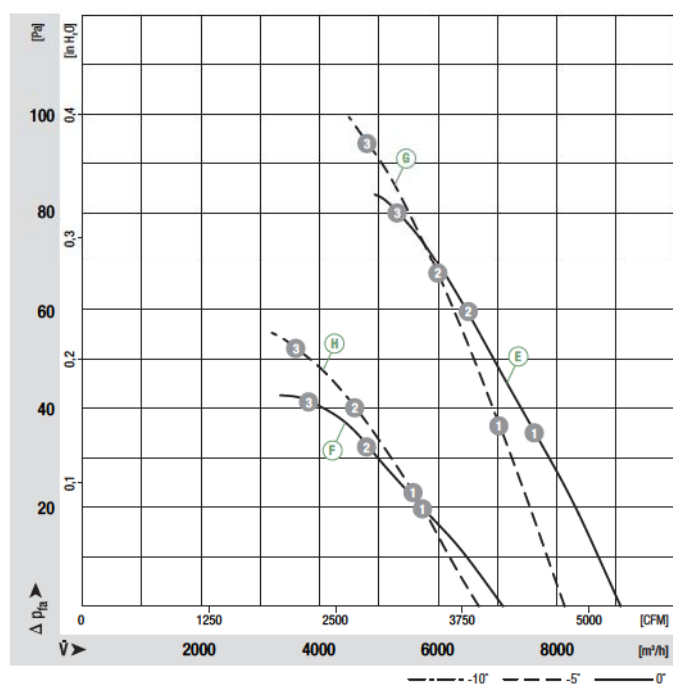


	n [rpm]	P <sub>1</sub> [kW]	I [A]	Lw <sub>A</sub> [dB(A)]
Ⓐ ①	1350	0.76	1.50	79
Ⓐ ②	1330	0.84	1.60	79
Ⓐ ③	1305	0.93	1.78	80
Ⓑ ①	1085	0.53	0.89	76
Ⓑ ②	1040	0.56	0.95	75
Ⓑ ③	995	0.60	1.05	75
Ⓒ ①	1385	0.99	2.33	80
Ⓒ ②	1370	1.07	2.45	80
Ⓒ ③	1355	1.17	2.53	81
Ⓓ ①	1155	0.72	1.28	77
Ⓓ ②	1125	0.76	1.35	76
Ⓓ ③	1080	0.80	1.45	77

- **Motor protection:** Design with thermal overload protector
- **Cable exit:** Via terminal box
- **Protection class:** I (acc. to EN 61800-5-1)
- **Product conforming to standard:** CE
- **Approvals:** VDE (acc. to EN 60034)

Direction of air flow	< "V"/"A" >		< "V"/"A" >		< "V" >		< "V" >		"A" >		"A" >		< "V" >	
	Without attachments		With full square nozzle		With guard grille for full nozzle		With guard grille for short nozzle		With guard grille for full nozzle		With guard grille for short nozzle		In-line duct fan	
"V"	A4D 560-AF03 -01		W4D 560-GF03 -01		S4D 560-CF03 -01		S4D 560-AF03 -01		—		—		—	
"A"	A4D 560-AF03 -02		W4D 560-DF03 -02		—		—		S4D 560-BF03 -02		S4D 560-AF03 -02		—	
"V"	A4D 560-AB01 -01		W4D 560-GB01 -01		S4D 560-CB01 -01		S4D 560-AB01 -01		—		—		W4D 560-IB01 -01	
"A"	A4D 560-AB01 -02		W4D 560-DB01 -02		—		—		S4D 560-BB01 -02		S4D 560-AB01 -02		—	
"V"	A6D 560-AG03 -01		W6D 560-GG03 -01		S6D 560-CG03 -01		S6D 560-AG03 -01		—		—		W6D 560-IG03 -01	
"A"	A6D 560-AG03 -02		W6D 560-DG03 -02		—		—		S6D 560-BG03 -02		S6D 560-AG03 -02		—	
"V"	A6D 560-AH03 -01		W6D 560-GH03 -01		S6D 560-CH03 -01		S6D 560-AH03 -01		—		—		—	
"A"	A6D 560-AH03 -02		W6D 560-DH03 -02		—		—		S6D 560-BH03 -02		S6D 560-AH03 -02		—	

Curves



	n [rpm]	P <sub>1</sub> [kW]	I [A]	L <sub>wA</sub> [dB(A)]
E 1	885	0.43	0.87	73
E 2	875	0.46	0.89	73
E 3	860	0.50	0.95	74
F 1	670	0.28	0.49	66
F 2	645	0.29	0.50	66
F 3	615	0.30	0.52	66
G 1	915	0.36	0.78	71
G 2	900	0.39	0.81	71
G 3	890	0.43	0.90	71
H 1	720	0.25	0.40	66
H 2	695	0.26	0.42	65
H 3	660	0.28	0.48	64