


# AC axial fans

S series, Ø 630



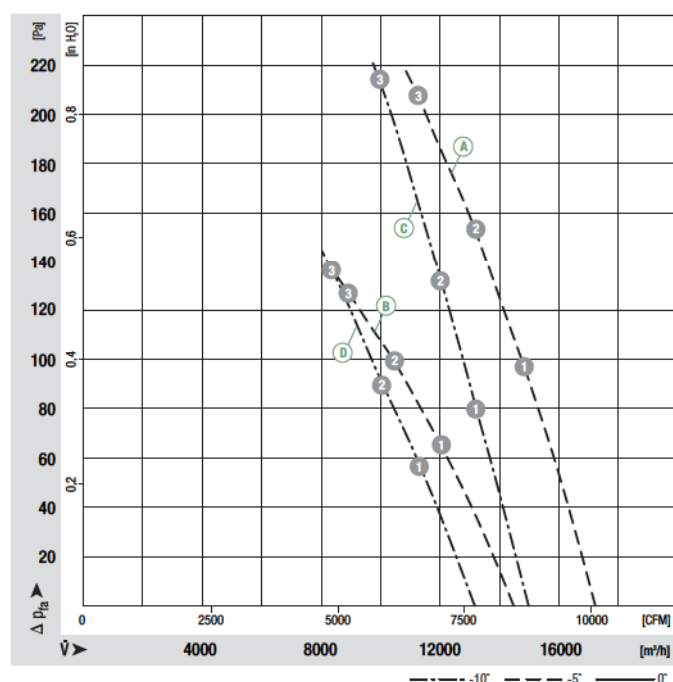
- **Material:** Guard grille: Steel, phosphated and coated in black plastic  
Wall ring: Sheet steel, pre-galvanised and coated in black plastic  
Blades: Die-cast aluminium  
Rotor: Encased in aluminium
- **Number of blades:** 5
- **Direction of rotation:** Direction of air flow "V" clockwise, direction of air flow "A" counter-clockwise, seen on rotor
- **Type of protection:** IP 54 (acc. to EN 60529)
- **Insulation class:** "F"
- **Mounting position:** Any
- **Condensate discharge holes:** On rotor and stator side
- **Mode of operation:** Continuous operation (S1)
- **Bearings:** Maintenance-free ball bearings

Nominal data		Blade angle	Curve	Nominal voltage	Frequency	Speed/rpm <sup>(1)</sup>	Max. power input <sup>(1)</sup>	Max. current draw <sup>(1)</sup>	Capacitor	Max. operative range	Perm. amb. temp.	Electr. connection
Type	Motor			VAC	Hz	rpm	kW	A	µF/VDB	Pa	°C	p. 416 f.
*4D 630	M4D 138-HF	-5°	Ⓐ	3~ 400 Δ	50	1330	1.94	3.40	—	200	-40 to +65	F1b)/F2b)
			Ⓑ	3~ 400 Y	50	1040	1.29	2.20	—	120	-40 to +65	
*4D 630	M4D 138-HF	-10°	Ⓒ	3~ 400 Δ	50	1360	1.62	3.02	—	200	-40 to +65	F1b)/F2b)
			Ⓓ	3~ 400 Y	50	1120	1.12	1.87	—	130	-40 to +65	
*4D 630	M4D 138-LA	0°	Ⓔ	3~ 400 Δ	50	1340	2.53	4.95	—	240	-40 to +60	F1b)/F2b)
			Ⓕ	3~ 400 Y	50	1045	1.64	2.88	—	145	-40 to +60	

subject to alterations

(1) Nominal data in operating point 3 with maximum load

## Curves

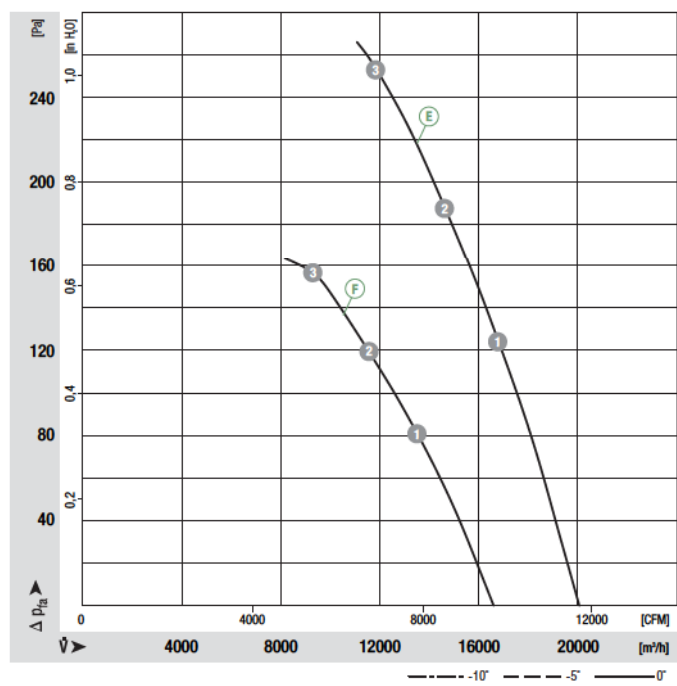


	n [rpm]	P <sub>1</sub> [kW]	I [A]	L <sub>wA</sub> [dB(A)]
Ⓐ 1	1350	1.66	3.03	79
Ⓐ 2	1335	1.78	3.17	79
Ⓐ 3	1330	1.94	3.40	81
Ⓑ 1	1095	1.16	1.95	73
Ⓑ 2	1065	1.22	2.04	73
Ⓑ 3	1040	1.29	2.20	75
Ⓒ 1	1390	1.29	2.58	80
Ⓒ 2	1380	1.41	2.70	80
Ⓒ 3	1360	1.62	3.02	83
Ⓓ 1	1190	0.98	1.65	76
Ⓓ 2	1160	1.04	1.75	75
Ⓓ 3	1120	1.12	1.87	78

- **Motor protection:** Design with thermal overload protector
- **Cable exit:** Via terminal box
- **Protection class:** I (acc. to EN 61800-5-1)
- **Product conforming to standard:** CE
- **Approvals:** VDE (acc. to EN 60034)

Direction of air flow	< "V"/"A" >		< "V"/"A" >		< "V" >		< "V" >		"A" >		"A" >		< "V" >	
	Without attachments		With full square nozzle		With guard grille for full nozzle		With guard grille for short nozzle		With guard grille for full nozzle		With guard grille for short nozzle		In-line duct fan	
"V"	A4D 630-AN01 -01		W4D 630-GN01 -01		S4D 630-CN01 -01		S4D 630-AN01 -01		—		—		W4D 630-IN01 -01	
"A"	A4D 630-AN01 -02		W4D 630-DN01 -02		—		—		S4D 630-BN01 -02		—		—	
"V"	A4D 630-A001 -01		W4D 630-G001 -01		S4D 630-C001 -01		S4D 630-A001 -01		—		—		—	
"A"	A4D 630-A001 -02		W4D 630-D001 -02		—		—		S4D 630-B001 -02		—		—	
"V"	A4D 630-AJ01 -01		W4D 630-GJ01 -01		S4D 630-CJ01 -01		S4D 630-AJ01 -01		—		—		—	
"A"	A4D 630-AJ01 -02		W4D 630-DJ01 -02		—		—		S4D 630-BJ01 -02		—		—	

Curves



	n [rpm]	P <sub>1</sub> [kW]	I [A]	L <sub>wA</sub> [dB(A)]
E 1	1355	2.28	4.43	78
E 2	1345	2.40	4.63	79
E 3	1340	2.53	4.95	81
F 1	1085	1.56	2.73	72
F 2	1065	1.61	2.82	73
F 3	1045	1.64	2.88	75