


AC axial fans

S series, Ø 710



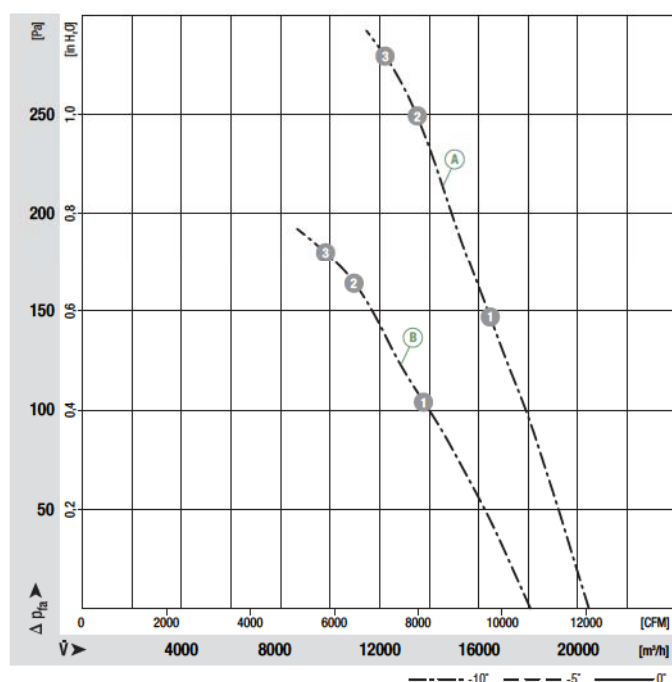
- **Material:** Guard grille: Steel, phosphated and coated in black plastic
Wall ring: Sheet steel, pre-galvanised and coated in black plastic
Blades: Die-cast aluminium
Rotor: Encased in aluminium
- **Number of blades:** 5
- **Direction of rotation:** Direction of air flow "V" clockwise, direction of air flow "A" counter-clockwise, seen on rotor
- **Type of protection:** IP 54 (acc. to EN 60529)
- **Insulation class:** "F"
- **Mounting position:** Any
- **Condensate discharge holes:** On rotor and stator side
- **Mode of operation:** Continuous operation (S1)
- **Bearings:** Maintenance-free ball bearings

Nominal data		Blade angle	Curve	Nominal voltage	Frequency	Speed/rpm ⁽¹⁾	Max. power input ⁽¹⁾	Max. current draw ⁽¹⁾	Capacitor	Max. operative range	Perm. amb. temp.	Electr. connection
Type	Motor			VAC	Hz	rpm	kW	A	µF/VDB	Pa	°C	p. 416 f.
*4D 710	M4D 138-LA	-10°	Ⓐ	3~ 400 Δ	50	1350	2.32	4.65	—	280	-40 to +70	F1b)/F2b)
			Ⓑ	3~ 400 Y	50	1090	1.59	2.78	—	180	-40 to +70	
*6D 710	M6D 138-HF	-5°	Ⓒ	3~ 400 Δ	50	910	1.01	2.40	—	130	-40 to +80	F1b)/F2b)
			Ⓓ	3~ 400 Y	50	750	0.70	1.33	—	87	-40 to +80	

subject to alterations

(1) Nominal data in operating point ③ with maximum load

Curves

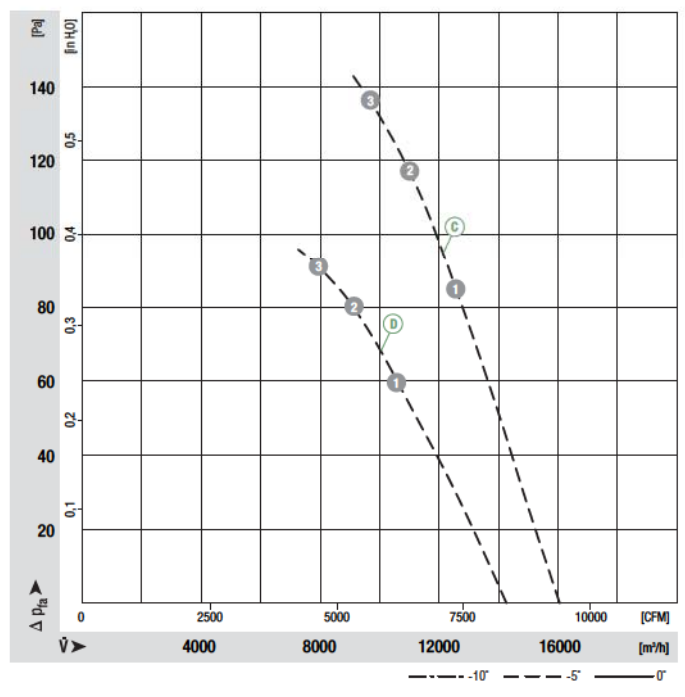


	n [rpm]	P ₁ [kW]	I [A]	Lw _A [dB(A)]
Ⓐ ①	1380	1.96	4.13	82
Ⓐ ②	1360	2.21	4.49	86
Ⓐ ③	1350	2.32	4.65	87
Ⓑ ①	1160	1.43	2.50	78
Ⓑ ②	1110	1.55	2.70	80
Ⓑ ③	1090	1.59	2.78	81

- **Motor protection:** Design with thermal overload protector
- **Cable exit:** Via terminal box
- **Protection class:** I (acc. to EN 61800-5-1)
- **Product conforming to standard:** CE
- **Approvals:** VDE (acc. to EN 60034)

Direction of air flow	< "V"/"A" >		< "V"/"A" >		< "V" >		< "V" >		"A" >		"A" >		< "V" >	
	Without attachments		With full square nozzle		With guard grille for full nozzle		With guard grille for short nozzle		With guard grille for full nozzle		With guard grille for short nozzle		In-line duct fan	
"V"	A4D 710-AL01 -01	W4D 710-GL01 -01	S4D 710-CL01 -01	S4D 710-AL01 -01	—	—	—	—	—	—	—	—	—	W4D 710-IL01 -01
"A"	A4D 710-AL01 -02	W4D 710-DL01 -02	—	—	—	—	—	—	S4D 710-BL01 -02	—	—	—	—	—
"V"	A6D 710-AN01 -01	W6D 710-GN01 -01	S6D 710-CN01 -01	S6D 710-AN01 -01	—	—	—	—	—	—	—	—	—	W6D 710-IN01 -01
"A"	A6D 710-AN01 -02	W6D 710-DN01 -02	—	—	—	—	—	—	S6D 710-BN01 -02	—	—	—	—	—

Curves



	n [rpm]	P ₁ [kW]	I [A]	L _{wA} [dB(A)]
⊙ 1	925	0.91	2.32	72
⊙ 2	920	0.97	2.38	75
⊙ 3	910	1.01	2.40	77
⊙ 1	780	0.65	1.22	69
⊙ 2	765	0.68	1.27	71
⊙ 3	750	0.70	1.33	72