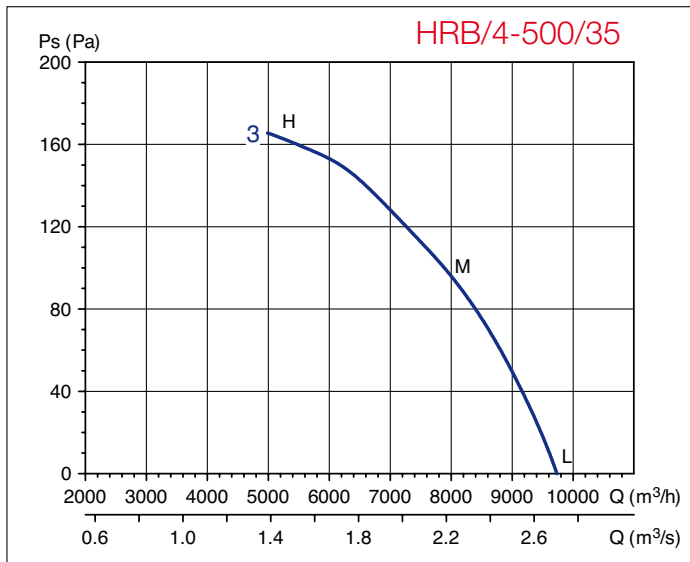
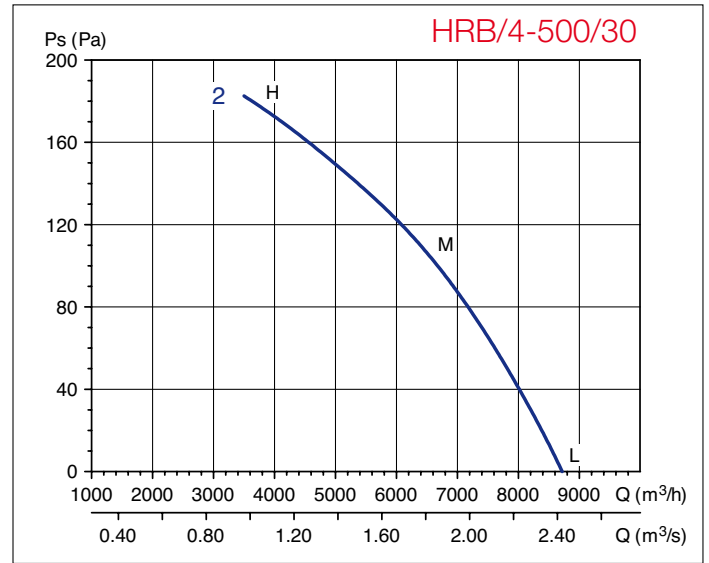
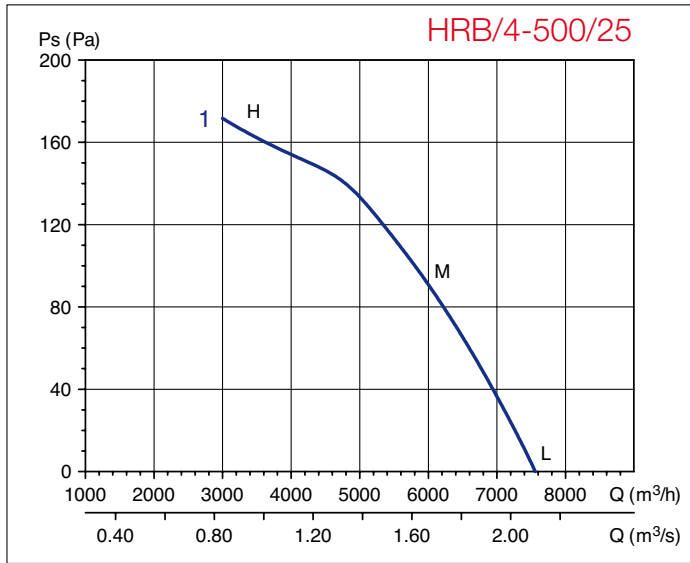


# 500 mm Ø

## 4 POLES/POLOS

### Technical curves / Curvas características



### Acoustic Characteristics / Características acústicas

Sound power level spectrum dB(A) at octave average frequencies (Hz) measured at the fan inlet  
Espectros de potencia sonora en dB(A) en aspiración con conducto a la descarga

		Frecuencia (HZ)							
		63	125	250	500	1000	2000	4000	8000
HRB/4-500/25	L	44	56	62	67	69	68	64	58
	M	43	55	61	66	68	67	63	57
	H	51	59	64	68	70	69	65	58

		Frecuencia (HZ)							
		63	125	250	500	1000	2000	4000	8000
HRB/4-500/35	L	47	59	65	70	72	71	67	61
	M	48	60	66	71	73	72	68	62
	H	57	65	70	74	76	75	71	64

		Frecuencia (HZ)							
		63	125	250	500	1000	2000	4000	8000
HRB/4-500/30	L	46	58	64	69	71	70	66	60
	M	48	60	66	71	73	72	68	62
	H	58	66	71	75	77	76	72	65



Características a título informativo. Soler & Palau se reserva el derecho a modificarlas sin previo aviso.

Technical specifications for information purposes only. Soler & Palau reserves the right to change them without any previous notice.