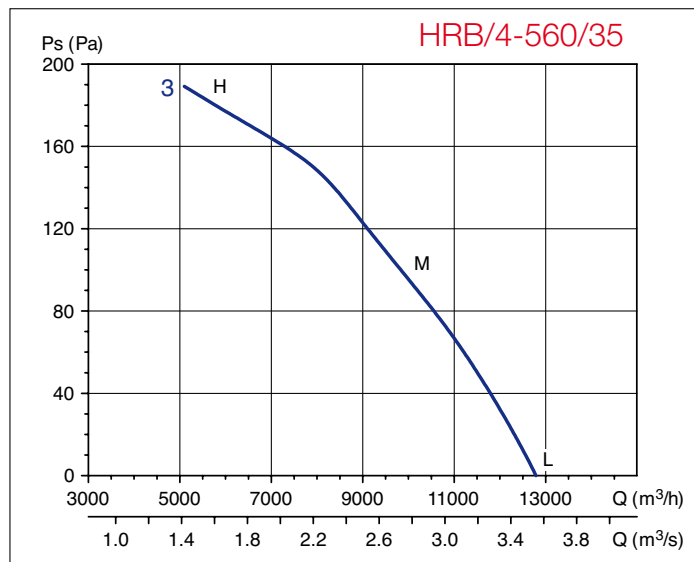
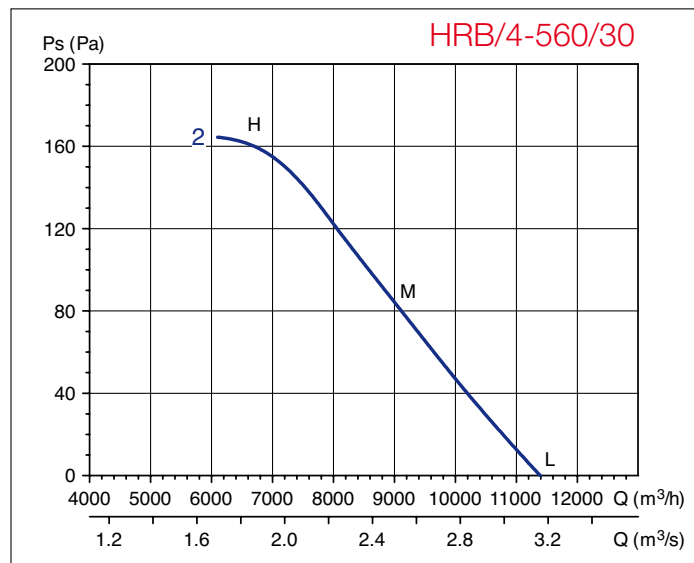
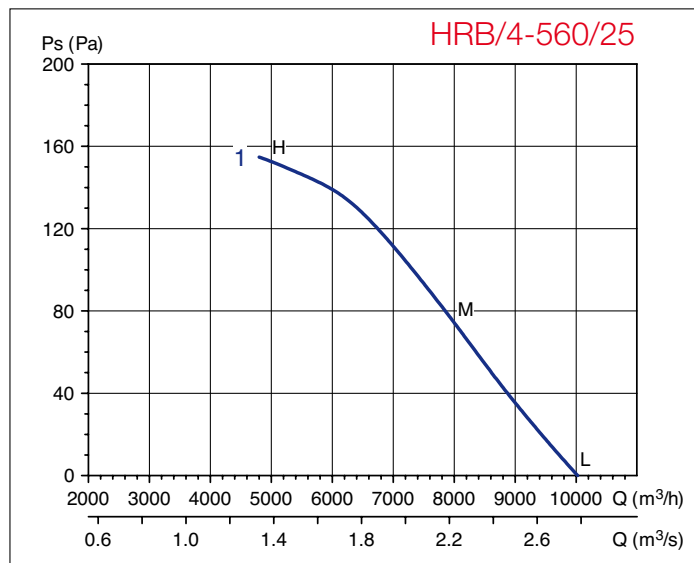


# 560 mm Ø

## 4 POLES/POLOS

### Technical curves / Curvas características



### Acoustic Characteristics / Características acústicas

Sound power level spectrum dB(A) at octave average frequencies (Hz) measured at the fan inlet  
Espectros de potencia sonora en dB(A) en aspiración con conducto a la descarga

		Frecuencia (HZ)							
		63	125	250	500	1000	2000	4000	8000
HRB/4-560/25	L	47	59	65	70	72	71	67	61
	M	47	59	65	70	72	71	67	61
	H	57	65	70	74	76	75	71	64

		Frecuencia (HZ)							
		63	125	250	500	1000	2000	4000	8000
HRB/4-560/35	L	50	62	68	73	75	74	70	64
	M	51	63	69	74	76	75	71	65
	H	60	68	73	77	79	78	74	67

		Frecuencia (HZ)							
		63	125	250	500	1000	2000	4000	8000
HRB/4-560/30	L	49	61	67	72	74	73	69	63
	M	51	63	69	74	76	75	71	65
	H	61	69	74	78	80	79	75	68



Características a título informativo. Soler & Palau se reserva el derecho a modificarlas sin previo aviso.

Technical specifications for information purposes only. Soler & Palau reserves the right to change them without any previous notice.