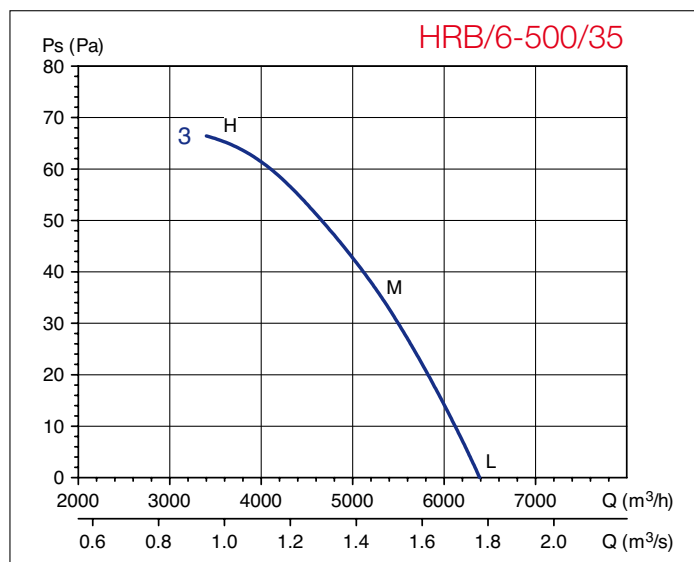
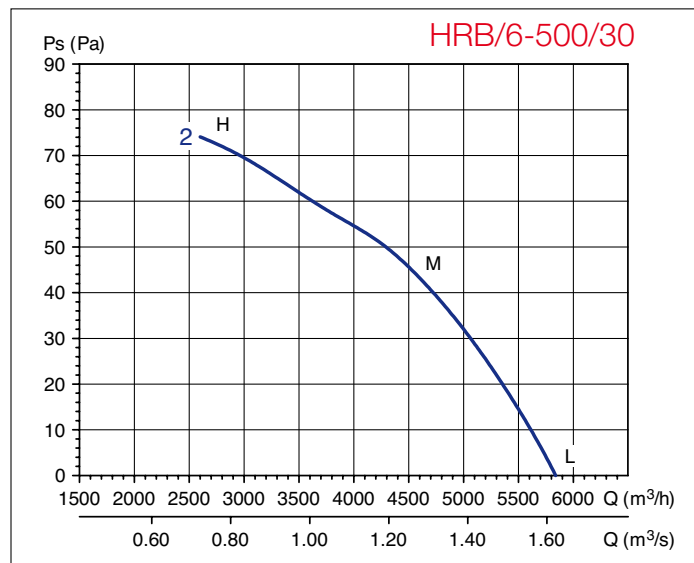
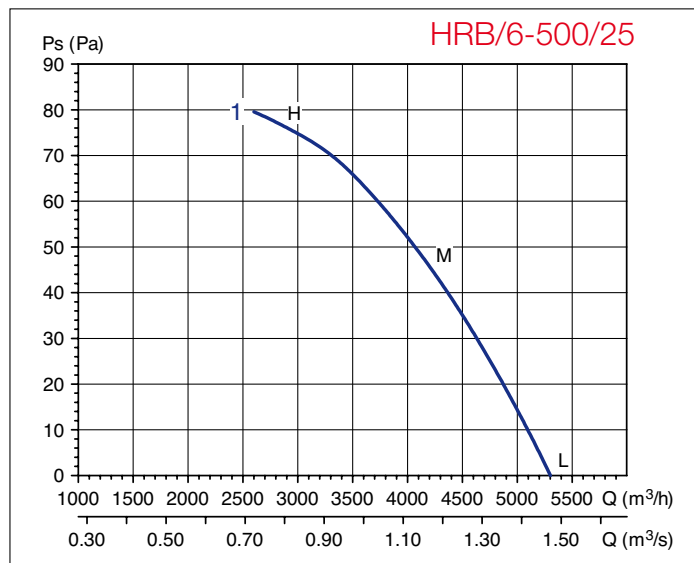


500 mm Ø

6 POLES/POLOS

Technical curves / Curvas características



Acoustic Characteristics / Características acústicas

Sound power level spectrum dB(A) at octave average frequencies (Hz) measured at the fan inlet
Espectros de potencia sonora en dB(A) en aspiración con conducto a la descarga

	Frecuencia (HZ)								
	63	125	250	500	1000	2000	4000	8000	
HRB/6-500/25	L	43	48	53	57	59	58	52	46
	M	42	47	52	56	58	57	51	45
	H	45	52	56	58	60	58	54	47

	Frecuencia (HZ)								
	63	125	250	500	1000	2000	4000	8000	
HRB/6-500/35	L	46	51	56	60	62	61	55	49
	M	46	51	56	60	62	61	55	49
	H	50	57	61	63	65	63	59	52

	Frecuencia (HZ)								
	63	125	250	500	1000	2000	4000	8000	
HRB/6-500/30	L	44	49	54	58	60	59	53	47
	M	45	50	55	59	61	60	54	48
	H	50	57	61	63	65	63	59	52



Características a título informativo. Soler & Palau se reserva el derecho a modificarlas sin previo aviso.

Technical specifications for information purposes only. Soler & Palau reserves the right to change them without any previous notice.