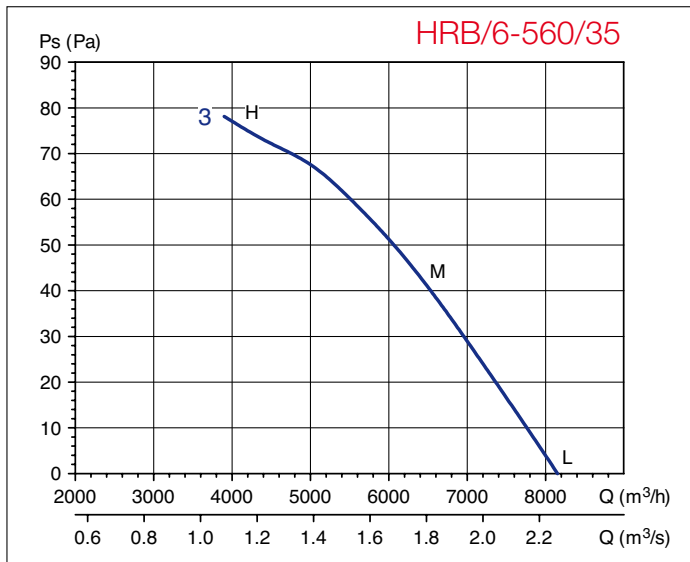
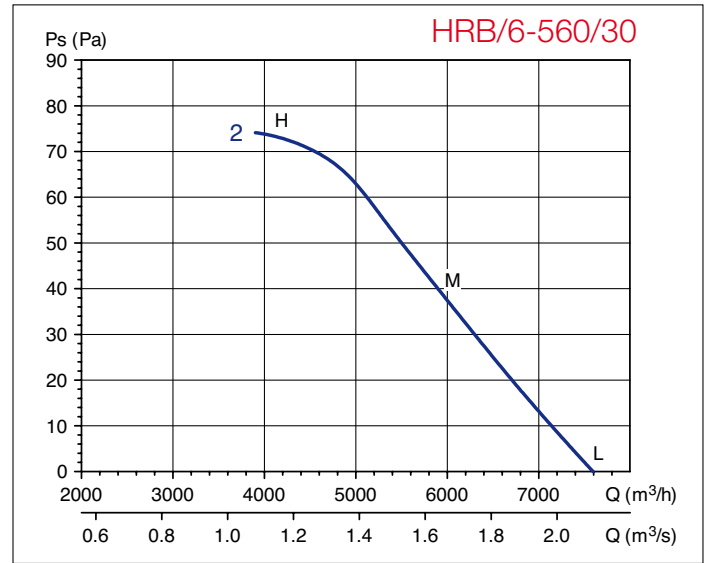
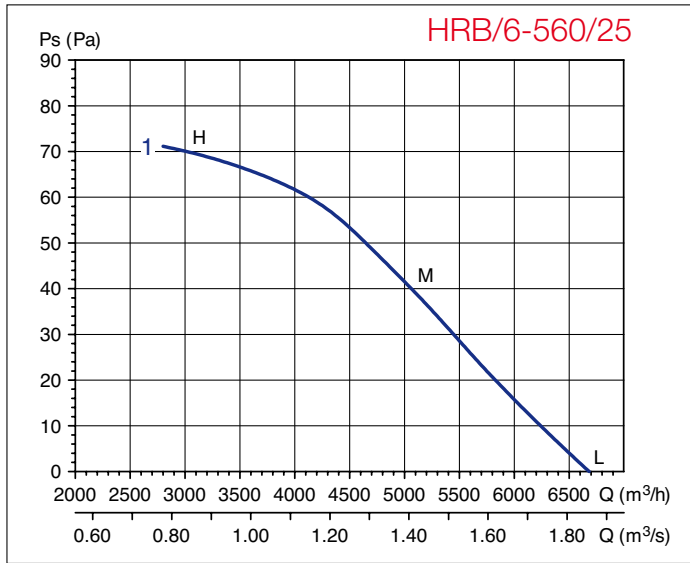


560 mm Ø

6 POLES/POLOS

Technical curves / Curvas características



Acoustic Characteristics / Características acústicas

Sound power level spectrum dB(A) at octave average frequencies (Hz) measured at the fan inlet
Espectros de potencia sonora en dB(A) en aspiración con conducto a la descarga

		Frecuencia (HZ)							
		63	125	250	500	1000	2000	4000	8000
HRB/6-560/25	L	45	50	55	59	61	60	54	48
	M	46	51	56	60	62	61	55	49
	H	50	57	61	63	65	63	59	52

		Frecuencia (HZ)							
		63	125	250	500	1000	2000	4000	8000
HRB/6-560/35	L	48	53	58	62	64	63	57	51
	M	50	55	60	64	66	65	59	53
	H	52	59	63	65	67	65	61	54

		Frecuencia (HZ)							
		63	125	250	500	1000	2000	4000	8000
HRB/6-560/30	L	47	52	57	61	63	62	56	50
	M	48	53	58	62	64	63	57	51
	H	52	59	63	65	67	65	61	54



Características a título informativo. Soler & Palau se reserva el derecho a modificarlas sin previo aviso.

Technical specifications for information purposes only. Soler & Palau reserves the right to change them without any previous notice.