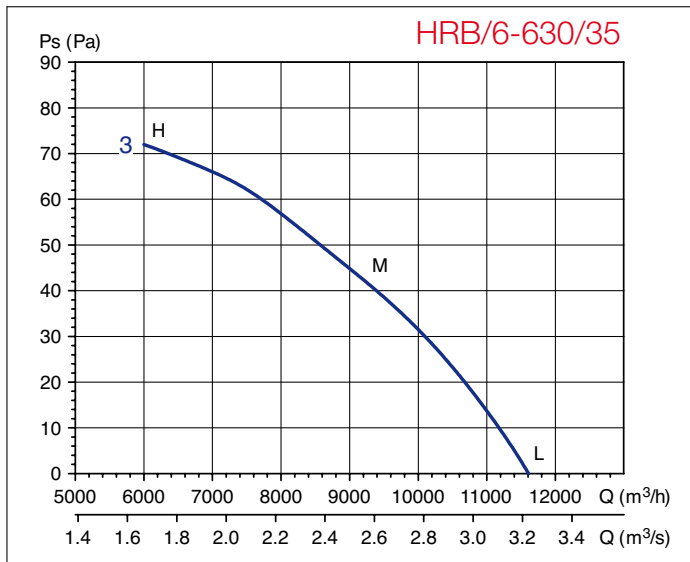
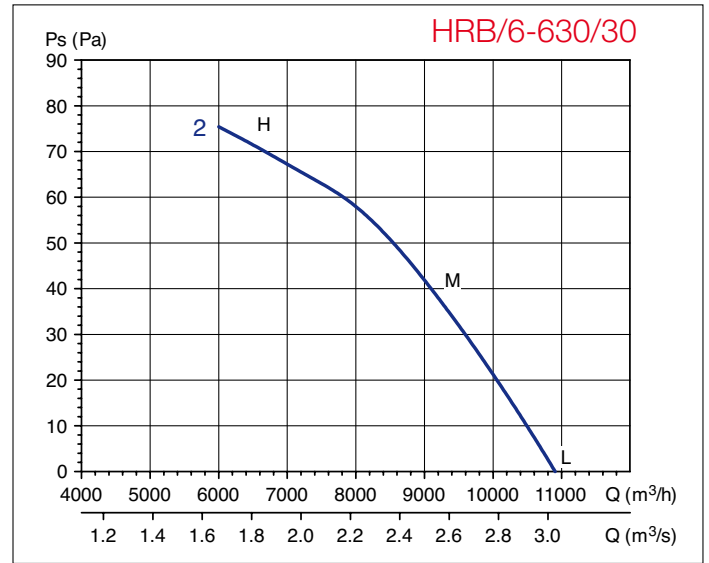
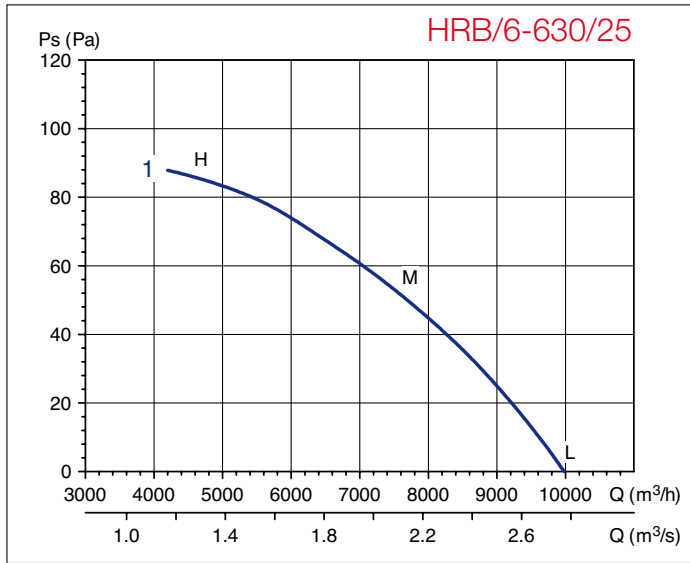


630 mm Ø

6 POLES/POLOS

Technical curves / Curvas características



Acoustic Characteristics / Características acústicas

Sound power level spectrum dB(A) at octave average frequencies (Hz) measured at the fan inlet
Espectros de potencia sonora en dB(A) en aspiración con conducto a la descarga

		Frecuencia (HZ)							
		63	125	250	500	1000	2000	4000	8000
HRB/6-630/25	L	48	53	58	62	64	63	57	51
	M	50	55	60	64	66	65	59	53
	H	56	63	67	69	71	69	65	58

		Frecuencia (HZ)							
		63	125	250	500	1000	2000	4000	8000
HRB/6-630/35	L	51	56	61	65	67	66	60	54
	M	53	58	63	67	69	68	62	56
	H	55	62	66	68	70	68	64	57

		Frecuencia (HZ)							
		63	125	250	500	1000	2000	4000	8000
HRB/6-630/30	L	51	56	61	65	67	66	60	54
	M	51	56	61	65	67	66	60	54
	H	55	62	66	68	70	68	64	57



Características a título informativo. Soler & Palau se reserva el derecho a modificarlas sin previo aviso.

Technical specifications for information purposes only. Soler & Palau reserves the right to change them without any previous notice.