

Diameter: **450 mm**

R10_-45AP_-ES50B-09C05



Nominal data according to standard EN 60335:	
Phase	1~
Nominal voltage	230 V
Nominal voltage range	220-240 V
Frequency	50-60 Hz
Input power	300 W
Input current	2.05 A
Nominal speed	1280 RPM
Min. ambient temperature	-25 °C
Protection class	IP54
Insulation class	130

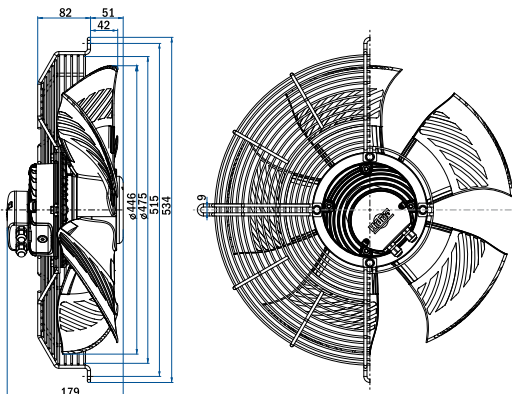
ErP data according to EU regulation 327/2011:	
Overall efficiency	43.2 %
Measurement category	A
Efficiency category	static
Efficiency grade N	52.5
Variable speed drive	INTEGRATED
Power input	345 W
Air flow	3966 m ³ /h
Pressure drop	127 Pa
Rotational speed	1287 RPM
Specific ratio	1.00

General notes	
Connection diagram: 0302-0-0006	See section Connection diagrams
Guard grills & wall-plates	See section Accessories
Standards compliance	See introduction page

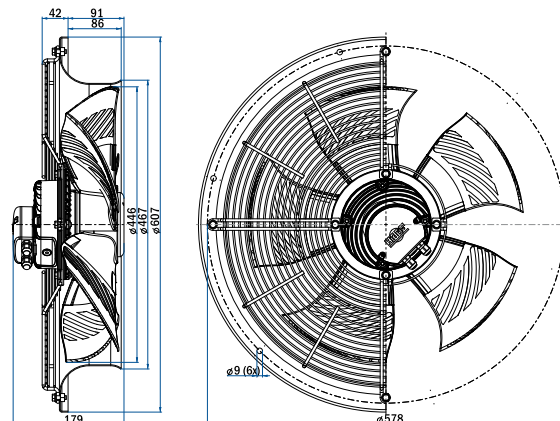
Dimensions and fan ordering information

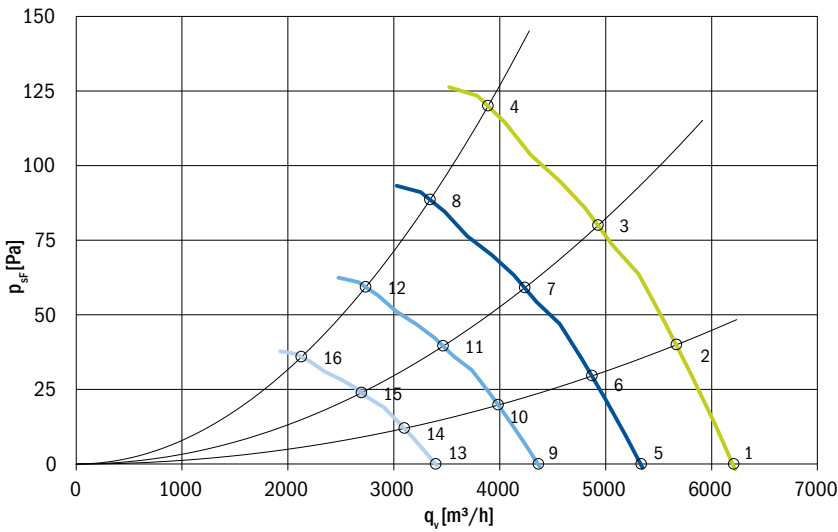


Type: R10R-45APS-ES50B-09C05
Code: 0310-4-0127
Weight: 5.3 kg



Type: R10P-45APS-ES50B-09C05
Code: 0310-4-0128
Weight: 7.8 kg





Aerodynamic characteristic:

- measured in full bell mouth without guard grill
- installation category A according to ISO 5801

Sound power level:

- measured on pressure side
- fan mounted in full bell mouth without guard grill
- measured according to ISO 3741; installation type A

The values given may vary according to actual installation in the unit.

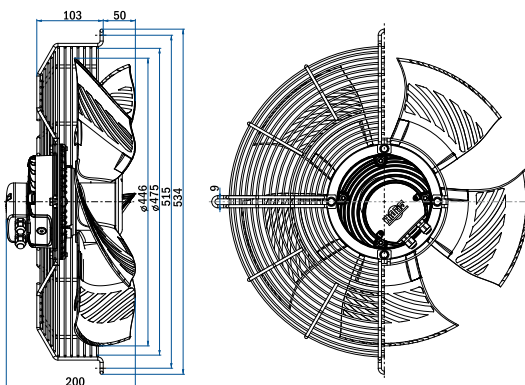
Definition of symbols

- U [V]** Supply voltage
- f [Hz]** Frequency
- n [RPM]** Fan speed
- q_v [m³/h]** Air flow
- p_{sf} [Pa]** Pressure drop
- P_e [W]** Power input
- I [A]** Current
- L_{wa} [dB (A)]** Sound power level A weighted
- T_{a max} [°C]** Max. ambient temperature

	U [V]	f [Hz]	n [RPM]	q _v [m ³ /h]	p _{sf} [Pa]	P _e [W]	I [A]	L _{wa out} [dB (A)]	T _{a max} [°C]
1	230	50	1280	6210	0	251	1.67	69	65
2	230	50	1280	5670	40	287	1.88	68	65
3	230	50	1280	4930	80	303	2.00	67	65
4	230	50	1280	3890	120	321	2.07	68	65
5	230	50	1100	5337	0	163	1.10	65	65
6	230	50	1100	4873	30	183	1.22	63	65
7	230	50	1100	4237	59	200	1.32	63	65
8	230	50	1100	3343	89	209	1.38	64	65
9	230	50	900	4366	0	92.4	0.66	60	65
10	230	50	900	3987	20	103	0.73	59	65
11	230	50	900	3466	40	113	0.79	58	65
12	230	50	900	2735	59	115	0.81	59	65
13	230	50	700	3396	0	47	0.37	54	65
14	230	50	700	3101	12	52	0.40	53	65
15	230	50	700	2696	24	56	0.43	52	65
16	230	50	700	2127	36	57	0.43	52	65



Type: R10R-45APB-ES50B-09C05
Code: 0310-4-0129
Weight: 5.3 kg



Type: R10P-45APB-ES50B-09C05
Code: 0310-4-0130
Weight: 7.8 kg

