

**Diameter:** **500 mm**

**R10\_-50AP\_-ES50B-09C17**



Nominal data according to standard EN 60335:	
Phase	1~
Nominal voltage	230 V
Nominal voltage range	230-240 V
Frequency	50-60 Hz
Input power	300 W
Input current	2.05 A
Nominal speed	1100 RPM
Min. ambient temperature	-25 °C
Protection class	IP54
Insulation class	130

ErP data according to EU regulation 327/2011:	
Overall efficiency	45.0 %
Measurement category	A
Efficiency category	static
Efficiency grade N	54.3
Variable speed drive	INTEGRATED
Power input	330 W
Air flow	4946 m <sup>3</sup> /h
Pressure drop	101 Pa
Rotational speed	1095 RPM
Specific ratio	1.00

General notes	
Connection diagram: 0302-0-0006	See section Connection diagrams
Guard grills & wall-plates	See section Accessories
Standards compliance	See introduction page

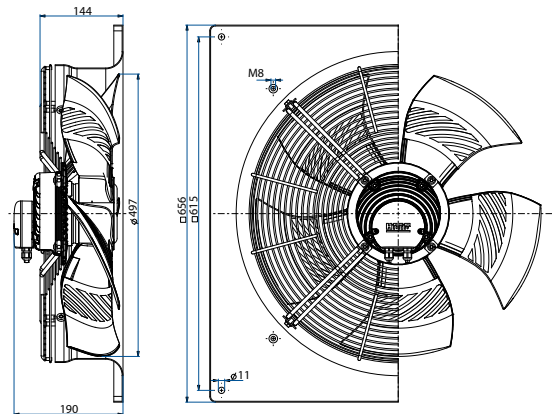
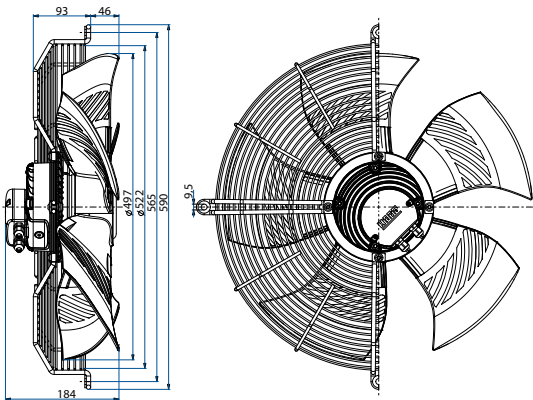
**Dimensions and fan ordering information**

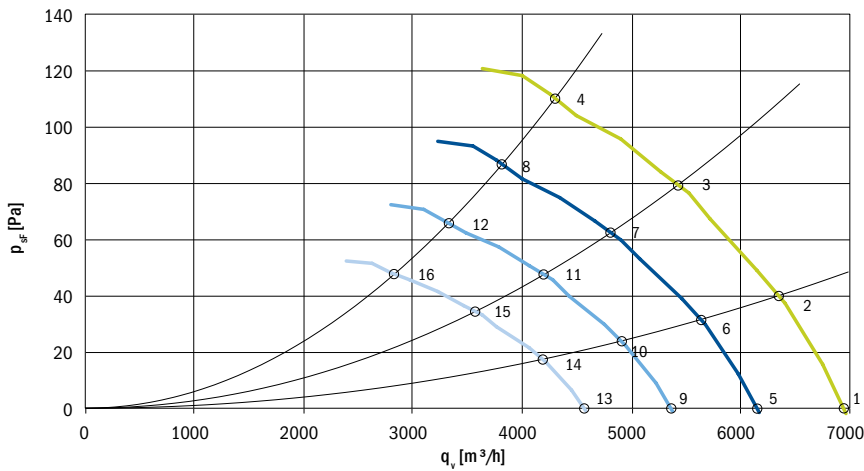


Type: R10R-50APS-ES50B-09C17  
Code: 0310-4-0131  
Weight: 7.4 kg



Type: R10P-50APS-ES50B-09C17  
Code: 0310-4-0132  
Weight: 11.5 kg





**Aerodynamic characteristic:**

- measured in full bell mouth without guard grill
- installation category A according to ISO 5801

**Sound power level:**

- measured on pressure side
- fan mounted in full bell mouth without guard grill
- measured according to ISO 3741; installation type A

The values given may vary according to actual installation in the unit.

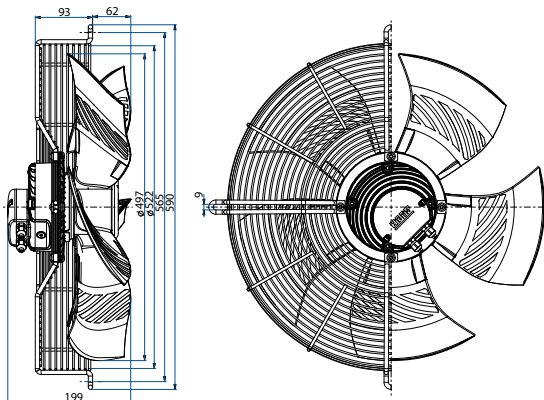
**Definition of symbols**

- U [V]** Supply voltage
- f [Hz]** Frequency
- n [RPM]** Fan speed
- qv [m³/h]** Air flow
- psF [Pa]** Pressure drop
- Pe [W]** Power input
- I [A]** Current
- LWA [dB (A)]** Sound power level A weighted
- Ta max [°C]** Max. ambient temperature

	U [V]	f [Hz]	n [RPM]	qv [m³/h]	psF [Pa]	Pe [W]	I [A]	LWA out [dB (A)]	Ta max [°C]
1	230	50	1100	6940	0	236	1.51	70	65
2	230	50	1100	6350	40	280	1.78	68	65
3	230	50	1100	5450	80	306	1.95	65	65
4	230	50	1100	4300	110	323	2.03	66	65
5	230	50	975	6150	0	164	1.08	67	65
6	230	50	975	5630	31	192	1.24	64	65
7	230	50	975	4800	63	230	1.34	62	65
8	230	50	975	3800	86	226	1.45	63	65
9	230	50	850	5350	0	111	0.77	64	65
10	230	50	850	4900	24	127	0.86	61	65
11	230	50	850	4200	48	140	0.95	59	65
12	230	50	850	3350	66	151	1.02	60	65
13	230	50	725	4570	0	70	0.51	60	65
14	230	50	725	4200	17	82	0.58	58	65
15	230	50	725	3550	35	90	0.63	55	65
16	230	50	725	2850	48	96	0.67	57	65



Type: R10R-50APB-ES50B-09C17  
Code: 0310-4-0133  
Weight: 7.5 kg



Type: R10P-50APB-ES50B-09C17  
Code: 0310-4-0134  
Weight: 11.6 kg

