

**Diameter:** **500 mm**

**R14\_-50AP\_-ES40B-17A22**



<b>Nominal data according to standard IEC 60034 (max. load):</b>	
Phase	1~
Nominal voltage	230 V
Nominal voltage range	200-277 V
Frequency	50-60 Hz
Input power	650 W
Input current	2.9 A
Nominal speed	1420 RPM
Min. ambient temperature	-25 °C
Protection class	IP54
Insulation class	130

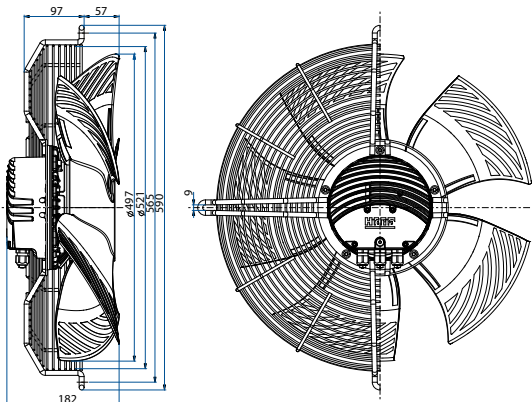
<b>ErP data according to EU regulation 327/2011:</b>	
Overall efficiency	46.5 %
Measurement category	A
Efficiency category	static
Efficiency grade N	53.8
Variable speed drive	INTEGRATED
Power input	0.71 kW
Air flow	6056 m <sup>3</sup> /h
Pressure drop	188 Pa
Rotational speed	1433 RPM
Specific ratio	1.00

<b>General notes</b>	
Connection diagram: 0302-0-1005	See section Connection diagrams
Guard grills & wall-plates	See section Accessories
Standards compliance	See introduction page

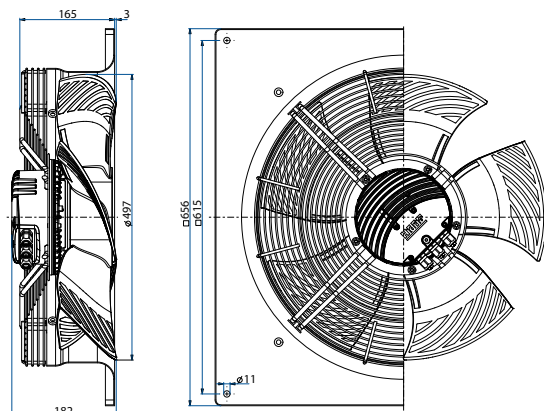
**Dimensions and fan ordering information**

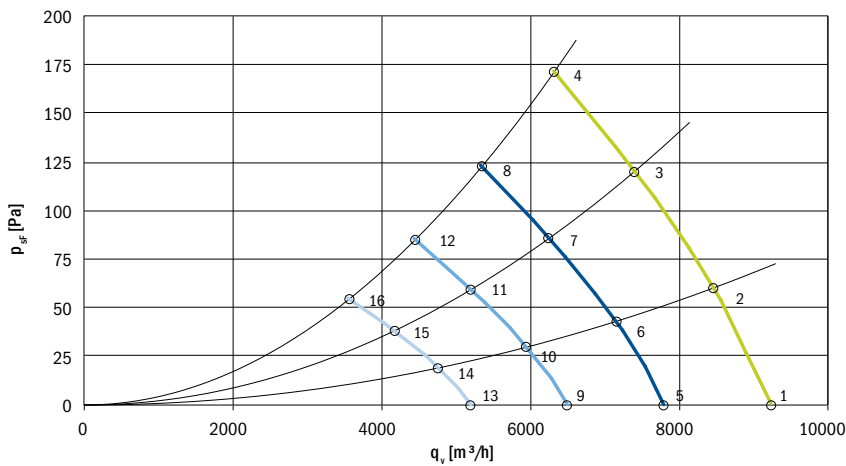


Type: R14R-50APS-ES40B-17A22  
Code: 0314-4-0039  
Weight: 11.0 kg



Type: R14P-50APS-ES40B-17A22  
Code: 0314-4-0040  
Weight: 15.7 kg





**Aerodynamic characteristic:**

- measured in full bell mouth without guard grill
- installation category A according to ISO 5801

**Sound power level:**

- measured on pressure side
- fan mounted in full bell mouth without guard grill
- measured according to ISO 3741; installation type A

The values given may vary according to actual installation in the unit.

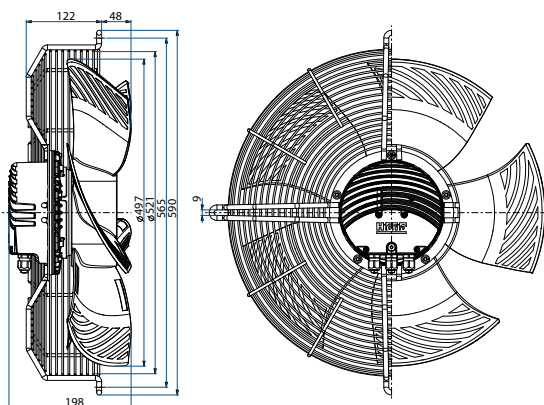
**Definition of symbols**

- U [V]** Supply voltage
- f [Hz]** Frequency
- n [RPM]** Fan speed
- qv [m³/h]** Air flow
- psF [Pa]** Pressure drop
- Pe [W]** Power input
- I [A]** Current
- LWA [dB (A)]** Sound power level A weighted
- Ta max [°C]** Max. ambient temperature

	U [V]	f [Hz]	n [RPM]	qv [m³/h]	psF [Pa]	Pe [W]	I [A]	LWA out [dB (A)]	Ta max [°C]
1	230	50	1420	9230	0	538	2.25	78	60
2	230	50	1420	8450	60	602	2.56	77	60
3	230	50	1420	7400	120	675	2.8	72	60
4	230	50	1420	6300	170	735	2.98	72	60
5	230	50	1200	7800	0	310	1.36	74	60
6	230	50	1200	7150	42	345	1.51	73	60
7	230	50	1200	6250	85	385	1.69	68	60
8	230	50	1200	5350	121	410	1.8	68	60
9	230	50	1000	6500	0	180	0.79	70	60
10	230	50	1000	6000	30	198	0.87	69	60
11	230	50	1000	5200	60	222	0.97	64	60
12	230	50	1000	4500	85	238	1.04	64	60
13	230	50	800	5200	0	92	0.4	66	60
14	230	50	800	4750	19	102	0.45	65	60
15	230	50	800	4150	38	115	0.5	60	60
16	230	50	800	3550	54	122	0.53	60	60



Type: R14R-50APB-ES40B-17A22  
Code: 0314-4-0041  
Weight: 11.0 kg



Type: R14P-50APB-ES40B-17A22  
Code: 0314-4-0042  
Weight: 15.7 kg

